

TIOGA COUNTY UNPAID LIST

UPDATED: 4/1/2019

***AMOUNT DUE IS GOOD THROUGH 4/30/2019**

TOWN	ACCOUNT	TAX MAP #	ASSESSED NAME	YEAR	AMOUNT DUE
Barton	1406	166.16-2-29	Arnold David B	2018	\$ 6,445.76
Barton	12141	113.00-2-2.12	Au Timothy D	2017	\$ 2,464.60
Barton	538	166.15-7-3	Bakley Mark	2018	\$ 4,380.10
Barton	10047	101.00-2-9.11	Baldock Elizabeth	2018	\$ 1,355.05
Barton	10369	155.20-1-4	Becker Cindy M	2018	\$ 2,562.48
Barton	392	166.11-3-14	Bellows William	2018	\$ 2,502.00
Barton	12209	124.00-2-15.22	Blakeslee John E	2018	\$ 99.18
Barton	1197	166.11-1-55	Bloss Estate Shirley M	2018	\$ 3,917.01
Barton	1376	166.16-2-16	Blyler Robert	2018	\$ 2,843.99
Barton	12607	111.00-2-20	Bowman Deanna R	2018	\$ 2,342.87
Barton	10138	167.15-1-2	Bowman Edward A Jr	2018	\$ 2,731.68
Barton	601	166.15-1-46	Brown Nelson W	2016	\$ 2,696.66
Barton	601	166.15-1-46	Brown Nelson W	2017	\$ 2,528.47
Barton	601	166.15-1-46	Brown Nelson W	2018	\$ 1,924.52
Barton	1110	166.11-2-37	Buffone Lori Ann	2018	\$ 2,581.28
Barton	1924	146.00-1-1.20	Buiniski Michael0	2018	\$ 439.55
Barton	10156	101.00-1-11	Buiniskis Michael	2018	\$ 2,000.60
Barton	10433	146.00-1-1.10	Buiniskis Michael	2018	\$ 2,842.09
Barton	668	166.15-2-35	Buiniskis Michael	2018	\$ 2,423.39
Barton	11844	144.00-1-31.20	Carbone Cynthia L	2018	\$ 14,035.00
Barton	10850	157.08-1-3	Carnrike Victor	2018	\$ 2,666.72
Barton	541	166.15-7-7	Cascio Lincoln J	2018	\$ 1,954.42
Barton	1807	166.08-2-9.30	Catlin Dianne	2017	\$ 4,956.80
Barton	1807	166.08-2-9.30	Catlin Dianne	2018	\$ 4,438.71
Barton	10220	122.14-1-6	Chandler Gerald R	2018	\$ 1,047.92
Barton	11277	122.00-1-6	Chandler Gerald R	2018	\$ 1,314.23
Barton	175	166.19-5-40	Clark Harry E	2018	\$ 932.48
Barton	580	166.19-2-86	Clark, Trustee Harry E	2018	\$ 1,530.58
Barton	12312	145.00-1-1.3	Collis Rochelle	2017	\$ 1,329.32
Barton	10020	101.00-2-6	Conley Richard	2017	\$ 5,021.72
Barton	10020	101.00-2-6	Conley Richard	2018	\$ 4,432.80
Barton	913	166.15-1-34	Cornerstone Homes Inc	2015	\$ 4,118.32
Barton	913	166.15-1-34	Cornerstone Homes Inc	2016	\$ 2,458.71
Barton	913	166.15-1-34	Cornerstone Homes Inc	2017	\$ 2,311.70
Barton	913	166.15-1-34	Cornerstone Homes Inc	2018	\$ 2,843.84
Barton	1283	166.18-2-8	Coyle David	2018	\$ 815.22
Barton	10869	146.00-2-3.22	Darrow James	2018	\$ 1,070.87
Barton	1257	166.15-4-77	Dawson Estate Reginald	2018	\$ 1,969.79
Barton	584	166.15-5-57	Decker Michael J	2018	\$ 2,852.64
Barton	280	166.16-3-58	DeLill Scott	2018	\$ 3,787.85
Barton	282	166.12-3-34	DeLill Scott	2018	\$ 3,916.38
Barton	1229	145.00-2-28.13	Eccleston Duane	2017	\$ 7,154.37
Barton	10430	168.00-1-16	Eccleston Duane E	2017	\$ 2,989.81
Barton	12077	156.00-3-11.12	Eccleston Duane E	2017	\$ 2,040.95
Barton	1387	166.19-4-11	Ellis Christina R	2018	\$ 2,501.08
Barton	1914	135.00-2-18	Fairlie Bonnie J	2018	\$ 481.64
Barton	1450	166.18-2-28	Fravel Teresa	2018	\$ 1,078.84
Barton	806	166.15-1-70	Freeman Jacqueline L	2018	\$ 3,402.30
Barton	11888	102.00-2-16.30	Gallagher Jason A	2018	\$ 3,053.57




TIOGA COUNTY UNPAID LIST

UPDATED: 4/1/2019

***AMOUNT DUE IS GOOD THROUGH 4/30/2019**

TOWN	ACCOUNT	TAX MAP #	ASSESSED NAME	YEAR	AMOUNT DUE
Barton	10544	123.00-3-1	Greenig William	2017	\$ 3,360.97
Barton	10544	123.00-3-1	Greenig William	2018	\$ 2,989.09
Barton	10262	157.07-1-17	GS Irrev. Income Only Trust	2018	\$ 190.51
Barton	10852	157.07-1-18	GS Irrev. Income Only Trust	2018	\$ 506.19
Barton	1008	166.16-3-2	Guthrie Federal Credit Union	2018	\$ 3,419.82
Barton	11363	157.07-1-15	Hadlock John	2017	\$ 902.56
Barton	11363	157.07-1-15	Hadlock John	2018	\$ 681.55
Barton	4	166.15-7-40	Hall Michael	2017	\$ 5,499.85
Barton	454	166.15-5-52	Henderson Gregg S	2018	\$ 1,801.98
Barton	10336	133.00-1-12.112	Hillyard Patricia L	2018	\$ 393.81
Barton	1709	166.15-1-8	Hogan Patrick	2018	\$ 3,102.86
Barton	283	166.11-1-18.15	Holdings Corporation Tammac	2018	\$ 3,741.04
Barton	10030	124.00-2-15.10	Houck Valerie D	2018	\$ 511.62
Barton	838	166.19-2-48	Hughes Kay Mandeville	2018	\$ 4,401.55
Barton	1041	166.19-1-54	Kelley Helen	2018	\$ 3,939.22
Barton	1367	166.16-2-25	Kellogg Randy	2018	\$ 2,330.58
Barton	10505	135.00-2-10	Kinney Cecille Searles	2017	\$ 1,237.33
Barton	10505	135.00-2-10	Kinney Cecille Searles	2018	\$ 983.19
Barton	10193	167.00-1-23	Lantz Jeffrey L	2018	\$ 1,902.77
Barton	11208	135.00-2-1	Lattimer Gale	2018	\$ 639.47
Barton	11033	135.00-1-8	Manchester Tina M	2018	\$ 443.31
Barton	10891	145.00-1-1.1	Mastrantuono Rita	2018	\$ 3,179.95
Barton	11901	157.00-2-2.20	Mattison Kevin D	2018	\$ 3,649.71
Barton	189	166.19-5-24	Mazonis Jeffrey	2018	\$ 2,670.78
Barton	10031	102.00-2-16.10	McNeil Mark E	2018	\$ 378.36
Barton	10032	102.00-1-23	McNeil Mark E	2018	\$ 184.18
Barton	10212	102.00-1-14.11	McNeil Mark E	2018	\$ 214.62
Barton	10303	102.00-1-9	McNeil Mark E	2018	\$ 7,863.76
Barton	10305	102.00-1-31	McNeil Mark E	2018	\$ 1,345.69
Barton	10307	102.00-1-20	McNeil Mark E	2018	\$ 279.59
Barton	10308	102.00-2-19	McNeil Mark E	2018	\$ 1,786.99
Barton	10309	102.00-2-17	McNeil Mark E	2018	\$ 616.69
Barton	1058	102.00-1-10.20	McNeil Mark E	2018	\$ 893.22
Barton	11084	102.00-1-22	McNeil Mark E	2018	\$ 344.59
Barton	14054	101.00-2-28.11	McNeil Mark E & Heidi J	2018	\$ 511.95
Barton	12014	135.00-2-11.23	Merrill Stephan E Jr.	2018	\$ 579.01
Barton	223	166.15-4-43	Miller Christopher	2018	\$ 4,265.59
Barton	12194	167.18-1-1.2	Minier Michael B	2018	\$ 3,527.91
Barton	1505	166.19-4-81	Mitchell M L	2018	\$ 4,316.36
Barton	1862	135.00-2-4.162	Myers Edward	2018	\$ 1,994.22
Barton	10234	157.00-1-49	Myers Robin Sue	2018	\$ 2,843.99
Barton	172	166.19-5-43	Nogar Ronald M	2018	\$ 3,241.41
Barton	12190	166.11-5-1.1	Olsen Ronald	2016	\$ 11,761.88
Barton	12190	166.11-5-1.1	Olsen Ronald	2017	\$ 10,968.96
Barton	12190	166.11-5-1.1	Olsen Ronald	2018	\$ 8,755.87
Barton	185	166.19-5-36	Palumbo Gregory L	2018	\$ 2,769.23
Barton	11230	123.00-1-8.1	Pearson Richard	2018	\$ 4,083.01
Barton	12624	123.00-1-8.2	Perry Kirstyn A	2018	\$ 620.71
Barton	12162	166.20-1-5.30	Peters Justin R	2018	\$ 246.04




TIOGA COUNTY UNPAID LIST

UPDATED: 4/1/2019

***AMOUNT DUE IS GOOD THROUGH 4/30/2019**

TOWN	ACCOUNT	TAX MAP #	ASSESSED NAME	YEAR	AMOUNT DUE
Barton	297	166.20-1-6	Peters Justin R	2018	\$ 4,354.14
Barton	93	166.19-4-23	Pipher Kathie L	2018	\$ 3,029.93
Barton	11461	100.00-1-5.10	Presher Scott D	2018	\$ 6,163.58
Barton	1593	100.00-1-17.20	Presher Scott D	2018	\$ 825.31
Barton	496	166.16-1-10	Prinzi Margaret	2018	\$ 727.96
Barton	10187	146.00-1-27.11	Quinn Patrick J	2018	\$ 716.38
Barton	11111	167.09-1-12.20	Randall Lois	2017	\$ 1,761.55
Barton	11111	167.09-1-12.20	Randall Lois	2018	\$ 1,292.26
Barton	1553	167.00-1-11.34	Robinson James	2018	\$ 3,582.04
Barton	138	123.00-2-18.20	Rogers Vernon	2017	\$ 3,623.93
Barton	138	123.00-2-18.20	Rogers Vernon	2018	\$ 1,387.87
Barton	1965	134.00-1-20.30	Sampson John	2018	\$ 222.09
Barton	11934	166.00-1-7.20	Shea Sally J	2018	\$ 1,037.01
Barton	10274	133.00-2-9.30	Shedden Lisa	2018	\$ 2,630.21
Barton	1315	166.15-6-27	Skeens Kent A	2018	\$ 6,208.00
Barton	1478	166.18-1-18	Smith Ethel	2017	\$ 1,887.64
Barton	459	166.15-6-47	Spallone Robert A	2018	\$ 4,850.67
Barton	11235	167.10-1-2	Spicer Estate Richard L	2018	\$ 6,365.76
Barton	94	166.19-4-22	Spinner Lee T	2018	\$ 3,617.01
Barton	11919	168.00-1-8.20	Springston Daniel W	2018	\$ 233.89
Barton	998	133.00-2-1.20	Springston Terry L	2018	\$ 3,076.62
Barton	12448	155.00-1-60	Stansfield Ronald L	2016	\$ 4,727.70
Barton	12448	155.00-1-60	Stansfield Ronald L	2017	\$ 4,559.03
Barton	12178	123.00-4-5.22	Stevens Leon D Jr	2018	\$ 1,763.92
Barton	903	166.15-5-2	Sutryk Jaime	2018	\$ 2,041.77
Barton	1692	166.15-5-9	Temple Karl R	2018	\$ 2,292.19
Barton	11303	167.18-1-2	Tobey William	2018	\$ 2,029.74
Barton	10244	157.00-2-18	Triold Robert J	2018	\$ 53.75
Barton	10851	157.07-1-20	Triold Robert J	2018	\$ 81.79
Barton	12086	166.00-2-20.21	VanAllen Douglas K	2018	\$ 1,801.10
Barton	1885	155.00-1-2.20	Vanderhoof John P	2018	\$ 5,304.83
Barton	245	166.15-4-3	Vanderpool Cathy L	2018	\$ 3,556.55
Barton	1658	166.15-2-39	Vandyke Jason	2018	\$ 1,498.73
Barton	68	166.19-1-21	Vogel Linda	2018	\$ 3,786.79
Barton	1009	166.16-3-3	Walmsley Mark J	2013	\$ 3,657.21
Barton	1009	166.16-3-3	Walmsley Mark J	2014	\$ 4,126.76
Barton	1009	166.16-3-3	Walmsley Mark J	2015	\$ 3,628.92
Barton	1009	166.16-3-3	Walmsley Mark J	2016	\$ 3,726.43
Barton	1009	166.16-3-3	Walmsley Mark J	2017	\$ 3,344.43
Barton	1009	166.16-3-3	Walmsley Mark J	2018	\$ 2,806.28
Barton	649	166.11-1-78	Wandell Candy	2017	\$ 4,950.93
Barton	649	166.11-1-78	Wandell Candy	2018	\$ 4,301.06
Barton	1792	134.00-1-36.121	Watterson Kurt	2017	\$ 460.67
Barton	10638	112.00-2-18.11	Westbrook Rebekah	2018	\$ 1,444.44
Barton	12157	112.00-2-18.16	Westbrook Rebekah	2018	\$ 840.45
Barton	1841	112.00-2-18.21	Westbrook Rebekah S	2018	\$ 1,156.54
Barton	10561	167.15-1-16	Whitfield George A	2015	\$ 1,951.99
Barton	1817	135.00-2-4.14	Whitmore Bonnie J	2018	\$ 4,700.96
Barton	330	166.15-3-28	Wilkinson Scott	2017	\$ 2,691.95




TIOGA COUNTY UNPAID LIST

UPDATED: 4/1/2019

***AMOUNT DUE IS GOOD THROUGH 4/30/2019**

TOWN	ACCOUNT	TAX MAP #	ASSESSED NAME	YEAR	AMOUNT DUE
Barton	330	166.15-3-28	Wilkinson Scott	2018	\$ 3,375.51
Barton	1602	111.00-2-8.20	Williams Dale V	2018	\$ 1,002.64
Barton	11446	135.00-1-6.111	Willis Brian	2018	\$ 250.64
Barton	1832	135.00-1-6.112	Willis Brian L	2018	\$ 1,061.28
Barton	345	166.11-3-39	Wisniewski Leo	2018	\$ 5,284.20
Barton	10056	167.10-1-6	Woodruff Sally	2018	\$ 1,672.74
Barton	11999	113.00-3-13.12	Zarkowski Joseph D	2018	\$ 441.92
Barton	10550	122.14-1-3	Zoeller Estate Ellen	2018	\$ 1,335.22
Berkshire	6	31.00-2-14	Akins John W	2018	\$ 3,678.37
Berkshire	212	16.00-2-3.12	Allen Daniel K	2018	\$ 5,390.63
Berkshire	379	31.07-2-15	Augustine Adams	2017	\$ 1,495.78
Berkshire	379	31.07-2-15	Augustine Adams	2018	\$ 1,223.18
Berkshire	48	23.00-1-7	Belden Dean	2018	\$ 639.23
Berkshire	51	23.00-1-10	Belden Dean	2018	\$ 416.88
Berkshire	268	14.00-2-17	Brind Lynette	2018	\$ 3,929.74
Berkshire	866	14.00-2-4.212	Head Aaron	2018	\$ 824.77
Berkshire	98	31.00-2-16	Hennekens Mario M	2018	\$ 3,784.45
Berkshire	174	14.00-2-16	Hoffmier Lillian A	2018	\$ 4,519.64
Berkshire	204	41.00-3-4	Holt David	2017	\$ 2,751.52
Berkshire	420	22.00-2-16	Hover James R	2018	\$ 1,412.93
Berkshire	657	14.00-2-4.3	Jones David R	2017	\$ 7,931.54
Berkshire	657	14.00-2-4.3	Jones David R	2018	\$ 7,057.22
Berkshire	381	22.00-2-26	Jordan Jeffery J	2017	\$ 1,652.73
Berkshire	381	22.00-2-26	Jordan Jeffery J	2018	\$ 1,365.48
Berkshire	863	30.00-1-26.2	Jordan Shawn D	2018	\$ 1,156.79
Berkshire	828	22.00-1-5.2	Kilmurray Michael	2018	\$ 1,033.46
Berkshire	12	23.19-1-3	Langton Michael T	2018	\$ 1,332.28
Berkshire	588	30.00-1-21	Luszczek Chester Jr	2017	\$ 1,746.41
Berkshire	588	30.00-1-21	Luszczek Chester Jr	2018	\$ 2,445.16
Berkshire	659	22.00-2-18.3	Massey-Crouch Steven	2018	\$ 2,802.16
Berkshire	45	16.00-2-12	Mueller Christopher	2017	\$ 1,652.76
Berkshire	332	32.00-1-20	Olmstead Anna M	2017	\$ 453.50
Berkshire	332	32.00-1-20	Olmstead Anna M	2018	\$ 272.12
Berkshire	296	23.19-1-54	Ridgeway James M	2018	\$ 956.47
Berkshire	619	41.00-3-1.1	Rockwell Beverly	2018	\$ 3,504.64
Berkshire	445	31.07-1-16	Singh Norain	2018	\$ 3,262.72
Berkshire	741	31.00-2-2.3	Tanner Wesley S	2017	\$ 5,383.36
Berkshire	741	31.00-2-2.3	Tanner Wesley S	2018	\$ 4,747.32
Berkshire	642	24.00-1-15.3	Tottey Clifford	2017	\$ 2,563.13
Berkshire	107	31.07-2-11	U.S. Bank Trust, N.A., as trus	2017	\$ 1,794.76
Berkshire	714	25.00-1-7.2	Walker Theresa A	2018	\$ 2,252.45
Berkshire	715	25.00-1-7.3	Walker Theresa A	2018	\$ 1,337.03
Berkshire	428	25.00-1-1.11	Walker-Harnett Theresa A	2018	\$ 6,275.35
Berkshire	22	32.00-1-8	Ward William Alan	2018	\$ 894.17
Berkshire	604	16.00-2-5.2	Warner Donald A	2018	\$ 2,031.24
Candor	1098	39.00-1-39	Ahart David M	2018	\$ 2,204.81
Candor	1313	19.00-1-27	Andrews Boyd	2018	\$ 521.60
Candor	888	19.00-1-6.11	Andrews Boyd	2018	\$ 3,342.98
Candor	905	27.00-1-3.60	Andrews Boyd	2018	\$ 418.18



TIOGA COUNTY UNPAID LIST

UPDATED: 4/1/2019

***AMOUNT DUE IS GOOD THROUGH 4/30/2019**

TOWN	ACCOUNT	TAX MAP #	ASSESSED NAME	YEAR	AMOUNT DUE
Candor	383	27.00-1-90	Andrews Boyd F	2018	\$ 8,384.36
Candor	386	61.00-1-39	Andrews Michael G	2018	\$ 3,210.90
Candor	389	61.00-1-30	Andrews Michael G	2018	\$ 2,448.30
Candor	2356	60.00-1-13.22	Barden Lawrence	2018	\$ 10,119.30
Candor	2004	61.09-1-7	Barden Rex	2018	\$ 1,730.50
Candor	1901	18.00-1-26.30	Barnett Brian	2018	\$ 7,578.70
Candor	2384	27.00-1-9.411	Benjamin Charles R	2018	\$ 1,212.58
Candor	2779	27.00-1-9.42	Benjamin Charles R Jr	2018	\$ 3,563.95
Candor	2837	40.00-1-26.15	Benners Bryan V	2017	\$ 1,872.77
Candor	4	61.09-3-55.10	Berg Robert	2018	\$ 4,955.61
Candor	2483	85.00-2-17	Bish Michael	2018	\$ 560.85
Candor	268	61.09-2-31	Breitwieser Joseph A	2018	\$ 1,506.22
Candor	301	61.09-3-69	Breitwieser Joseph A	2018	\$ 135.33
Candor	82	61.18-1-28	Brown Mark H	2017	\$ 2,892.72
Candor	82	61.18-1-28	Brown Mark H	2018	\$ 2,531.52
Candor	2385	27.03-1-58.20	Cardona Elijah	2018	\$ 3,643.63
Candor	608	94.20-2-5	Clark James L Jr	2017	\$ 1,149.95
Candor	2832	72.00-1-4.10	Colwell- Vojtisek Loretta Glen	2017	\$ 669.76
Candor	2832	72.00-1-4.10	Colwell- Vojtisek Loretta Glen	2018	\$ 480.97
Candor	2059	61.00-1-3.112	County of Tioga	2018	\$ 62.66
Candor	2635	95.00-1-29.20	Douglas Eric	2018	\$ 9,459.99
Candor	77	61.13-1-26	Duffy-Wentz Kathy A	2017	\$ 3,206.41
Candor	77	61.13-1-26	Duffy-Wentz Kathy A	2018	\$ 3,556.16
Candor	285	61.14-1-40	Fay Dale P	2018	\$ 2,879.31
Candor	822	18.00-1-35	Fields Leonard	2018	\$ 274.49
Candor	2680	60.00-1-17.20	Fuller Nina A DeTar	2017	\$ 3,071.52
Candor	2680	60.00-1-17.20	Fuller Nina A DeTar	2018	\$ 2,710.57
Candor	2088	60.00-1-52.10	Gehres Carl D	2018	\$ 299.68
Candor	343	62.00-1-17.12	Green Raymond C	2018	\$ 3,982.88
Candor	266	61.05-2-6	Gregrow Kyle	2011	\$ 6,329.36
Candor	266	61.05-2-6	Gregrow Kyle	2017	\$ 3,018.18
Candor	266	61.05-2-6	Gregrow Kyle	2018	\$ 2,647.25
Candor	2730	74.00-1-23.12	Gunther Sarah L	2018	\$ 905.08
Candor	2542	49.00-1-58.12	Hallett Martin J	2018	\$ 815.13
Candor	846	60.00-1-23	Halstead Teresa	2018	\$ 1,158.11
Candor	2970	52.00-2-2.12	Hayes Richard	2017	\$ 5,118.47
Candor	2970	52.00-2-2.12	Hayes Richard	2018	\$ 4,609.24
Candor	866	72.06-1-3.22	Hia Kristine S	2018	\$ 1,062.26
Candor	755	93.00-1-28	Hollenbeck Greg M	2018	\$ 3,070.26
Candor	988	93.00-1-31	Hollenbeck Greg M	2018	\$ 2,660.82
Candor	989	93.00-1-22.10	Hollenbeck Greg M	2018	\$ 5,925.56
Candor	408	72.00-1-10	Hover Robert J Jr	2018	\$ 5,626.78
Candor	1618	60.00-1-53.10	Huff Laura	2018	\$ 324.90
Candor	259	61.13-1-17.10	Huff Laura	2018	\$ 2,833.02
Candor	241	61.09-2-7	Jackson Ruth	2017	\$ 1,561.76
Candor	241	61.09-2-7	Jackson Ruth	2018	\$ 1,305.72
Candor	1440	60.00-1-11.10	Johnson Judith	2018	\$ 2,712.00
Candor	1545	70.00-1-8.11	Kellogg David J	2018	\$ 2,670.21
Candor	148	61.09-1-12	Kenville Richard M	2018	\$ 3,675.19




TIOGA COUNTY UNPAID LIST

UPDATED: 4/1/2019

***AMOUNT DUE IS GOOD THROUGH 4/30/2019**

TOWN	ACCOUNT	TAX MAP #	ASSESSED NAME	YEAR	AMOUNT DUE
Candor	2415	27.00-1-9.70	Krauss Beverly	2018	\$ 1,247.91
Candor	2369	72.00-1-8.20	Ledford Patricia May	2017	\$ 937.09
Candor	2369	72.00-1-8.20	Ledford Patricia May	2018	\$ 730.38
Candor	1656	38.00-1-23	Leonard Howard R	2017	\$ 1,384.72
Candor	1656	38.00-1-23	Leonard Howard R	2018	\$ 1,147.04
Candor	3017	27.00-1-9.412	Leonard Howard R	2017	\$ 568.57
Candor	3017	27.00-1-9.412	Leonard Howard R	2018	\$ 390.48
Candor	2773	73.00-1-24.112	Menendez Anthony J	2017	\$ 7,159.67
Candor	2773	73.00-1-24.112	Menendez Anthony J	2018	\$ 6,501.90
Candor	2826	84.00-1-27.12	Mix Julie	2018	\$ 221.48
Candor	200	84.00-1-27.40	Mix Julie A	2018	\$ 8,044.64
Candor	3019	84.00-1-27.112	Mix Julie A	2018	\$ 1,403.42
Candor	2648	61.00-1-19.30	Murray Douglas R	2018	\$ 5,524.92
Candor	1350	94.00-1-48	Nichols Douglas	2017	\$ 1,159.97
Candor	1350	94.00-1-48	Nichols Douglas	2018	\$ 941.23
Candor	775	51.00-1-13.10	Parker George E	2017	\$ 1,118.28
Candor	775	51.00-1-13.10	Parker George E	2018	\$ 900.29
Candor	843	18.00-1-9	PAWHIT Holdings, LLC	2017	\$ 4,015.73
Candor	843	18.00-1-9	PAWHIT Holdings, LLC	2018	\$ 3,559.37
Candor	843	18.00-1-9	PAWHIT Holdings, LLC	2018	\$ 3,447.64
Candor	2405	73.00-1-14.20	Purpura Bartolo J	2018	\$ 2,610.69
Candor	413	82.00-1-27.10	Relyea Dean A	2018	\$ 1,121.80
Candor	387	27.00-1-23.10	Rich Cari L	2018	\$ 6,544.74
Candor	2357	60.00-1-13.23	Rose Cody	2017	\$ 2,542.89
Candor	2357	60.00-1-13.23	Rose Cody	2018	\$ 5,408.89
Candor	1808	38.00-1-24.40	Scheiber Sarah	2017	\$ 2,190.04
Candor	2689	38.00-1-24.62	Scheiber Sarah	2017	\$ 650.16
Candor	1564	29.00-1-27	Schermerhorn Arthur	2018	\$ 1,131.25
Candor	1352	39.00-1-23	Seton Christine	2018	\$ 1,797.64
Candor	2399	70.00-1-8.30	Slocum George R	2017	\$ 5,835.65
Candor	2399	70.00-1-8.30	Slocum George R	2018	\$ 5,272.76
Candor	2112	27.00-1-9.113	Sloughter James	2018	\$ 1,424.42
Candor	3082	83.00-1-66	Soule Janine M	2018	\$ 3,890.75
Candor	1446	72.19-1-1.20	Strickland Kenneth A	2018	\$ 577.09
Candor	3071	82.00-1-46.20	Temples John W	2018	\$ 3,038.39
Candor	1262	40.00-1-26.111	Thomas-Crawford Cassandra A	2018	\$ 1,020.94
Candor	2724	73.00-1-2.11	TORTORELLO, MICHAEL	2001	\$ 9,204.11
Candor	1600	74.00-1-31	Tuttle Kevin	2018	\$ 1,048.09
Candor	1975	62.00-1-32	Ullrich Robert	2018	\$ 2,974.07
Candor	265	61.09-3-1.10	Whatley Corey R	2018	\$ 368.48
Candor	524	51.00-1-7.12	Winkler Daniel S	2017	\$ 3,884.48
Candor	524	51.00-1-7.12	Winkler Daniel S	2018	\$ 3,465.09
Newark Valley	104	64.15-3-48	Arnold David	2018	\$ 6,243.31
Newark Valley	1100	64.00-2-17	Arnold David	2018	\$ 4,363.74
Newark Valley	158	64.19-2-25	Baird Brandon S	2018	\$ 1,240.30
Newark Valley	1092	42.00-1-45.1	Berg Walter	2017	\$ 4,503.20
Newark Valley	1054	54.00-1-9.23	Bradley James	2018	\$ 481.69
Newark Valley	603	54.00-1-11	Bradley James C	2018	\$ 4,356.48
Newark Valley	1236	54.00-1-10	Bradley Katrin	2018	\$ 386.21




TIOGA COUNTY UNPAID LIST

UPDATED: 4/1/2019

***AMOUNT DUE IS GOOD THROUGH 4/30/2019**

TOWN	ACCOUNT	TAX MAP #	ASSESSED NAME	YEAR	AMOUNT DUE
Newark Valley	226	75.07-1-26	Burdick Maracene J	2018	\$ 575.64
Newark Valley	1935	53.00-1-10.40	Callahan Patrick	2018	\$ 1,076.75
Newark Valley	1936	53.00-1-10.50	Callahan Patrick	2018	\$ 691.72
Newark Valley	524	53.00-1-49	Callahan Patrick	2018	\$ 4,598.32
Newark Valley	281	64.15-2-65	Card Joanne	2018	\$ 1,713.32
Newark Valley	1903	77.00-2-33.23	Chianis Diane M	2017	\$ 5,338.74
Newark Valley	1128	64.00-2-23	Farr Gerald F	2017	\$ 3,140.76
Newark Valley	1128	64.00-2-23	Farr Gerald F	2018	\$ 2,701.30
Newark Valley	304	64.19-1-4	Fedorwicz Deborah	2017	\$ 2,429.98
Newark Valley	952	64.00-1-42	Fitzgerald Brian	2018	\$ 736.26
Newark Valley	672	44.00-1-45	French Olive Joan	2017	\$ 2,623.26
Newark Valley	672	44.00-1-45	French Olive Joan	2018	\$ 2,263.60
Newark Valley	117	64.15-2-56	Garrapy William	2018	\$ 1,165.05
Newark Valley	1530	54.00-2-13.20	Gaylord Gary	2017	\$ 2,038.41
Newark Valley	1530	54.00-2-13.20	Gaylord Gary	2018	\$ 1,729.04
Newark Valley	1855	64.18-1-2.2	Gorsline Douglas E	2018	\$ 2,151.89
Newark Valley	720	54.00-2-19	Harbin Donna M	2018	\$ 1,137.34
Newark Valley	1977	42.00-1-16.123	Harbst John	2018	\$ 1,810.85
Newark Valley	2009	41.00-1-35.20	Harding Timothy L	2018	\$ 328.14
Newark Valley	66	64.19-3-20.10	HEAD PROPERTIES, LLC	2018	\$ 1,290.48
Newark Valley	954	64.00-1-37	Hilker Willis	2018	\$ 112.36
Newark Valley	613	64.07-1-17	Howe Leonard A Sr	2018	\$ 1,461.75
Newark Valley	484	86.00-1-1	Hulslander April Lynne	2018	\$ 1,372.65
Newark Valley	761	44.00-1-29.11	Hynes Katherine	2018	\$ 2,581.81
Newark Valley	1507	42.00-1-3.20	Jump Jeffrey N	2018	\$ 1,945.41
Newark Valley	3021	52.00-1-12.42	Kalpokas Lisa K	2017	\$ 221.16
Newark Valley	3021	52.00-1-12.42	Kalpokas Lisa K	2018	\$ 68.02
Newark Valley	1298	52.00-1-12.21	Kalpoleas Lisa K	2018	\$ 1,174.45
Newark Valley	232	64.15-1-5	Kanuk Rose M	2018	\$ 2,569.80
Newark Valley	1004	64.00-1-44.11	Karl Scott	2018	\$ 1,232.64
Newark Valley	807	44.00-1-4	Kasmarcik Larry H	2018	\$ 4,809.23
Newark Valley	629	54.00-1-24.1	Keener Nathan	2018	\$ 414.41
Newark Valley	673	44.00-1-46	Loomis Owen	2018	\$ 873.93
Newark Valley	1235	54.00-2-43	Lumnah Michael	2018	\$ 233.50
Newark Valley	1896	54.00-2-42.1	Lumnah Michael	2018	\$ 1,372.65
Newark Valley	7	64.19-1-7	McCall Steven H	2018	\$ 939.34
Newark Valley	918	74.00-2-8	McCourt Kyle G	2018	\$ 545.31
Newark Valley	948	74.00-2-6.10	McCourt Kyle G	2018	\$ 608.97
Newark Valley	1890	43.00-1-20.12	McKitrick Eugene I	2018	\$ 442.38
Newark Valley	758	66.00-1-6.111	McNamara Timothy J	2017	\$ 4,712.11
Newark Valley	758	66.00-1-6.111	McNamara Timothy J	2018	\$ 4,172.84
Newark Valley	1957	41.00-1-20.5	Mikels Jeffrey J	2018	\$ 2,900.05
Newark Valley	1126	88.00-1-2.20	Morse Robin S	2018	\$ 1,690.86
Newark Valley	1013	85.00-3-3.111	Moyer Pamela	2018	\$ 4,746.46
Newark Valley	1003	63.00-2-17	Patterson Stuart I	2018	\$ 2,709.12
Newark Valley	1612	65.00-1-38.51	Paugh Richard	2018	\$ 1,919.07
Newark Valley	2031	87.00-2-22.1	Rhodes Chad H	2018	\$ 2,581.81
Newark Valley	917	65.00-1-38.30	Rozelle Darry R	2018	\$ 3,847.37
Newark Valley	1198	41.00-1-5	Sackett Lester	2017	\$ 790.42



TIOGA COUNTY UNPAID LIST

UPDATED: 4/1/2019

***AMOUNT DUE IS GOOD THROUGH 4/30/2019**

TOWN	ACCOUNT	TAX MAP #	ASSESSED NAME	YEAR	AMOUNT DUE
Newark Valley	313	64.15-2-54	Schanbacher Walter W	2017	\$ 5,043.99
Newark Valley	313	64.15-2-54	Schanbacher Walter W	2018	\$ 5,908.59
Newark Valley	502	41.00-1-7	Sherry Benjamin	2018	\$ 897.40
Newark Valley	1989	43.00-1-22.124	Stephens AKA Harrington Donna	2018	\$ 3,529.17
Newark Valley	410	44.00-1-22	Stolarczyk Brenda G	2018	\$ 792.61
Newark Valley	133	64.19-3-15	The Storage Center	2018	\$ 6,770.81
Newark Valley	3025	64.19-3-17.2	The Storage Center LLC	2018	\$ 19,430.68
Newark Valley	419	65.00-1-20.10	Turner Margo	2018	\$ 1,912.69
Newark Valley	195	64.15-2-10.10	Varney Ransom	2016	\$ 3,965.44
Newark Valley	195	64.15-2-10.10	Varney Ransom	2017	\$ 9,039.16
Newark Valley	195	64.15-2-10.10	Varney Ransom	2018	\$ 5,490.39
Newark Valley	1782	66.00-1-47	Vasiliou Charalambos C	2018	\$ 175.82
Newark Valley	1783	66.00-1-48	Vasiliou Charalambos C	2018	\$ 207.57
Newark Valley	1459	55.00-1-6.11	Vlasyuk Grigoriy	2017	\$ 412.67
Newark Valley	1822	77.00-2-32.12	Walters Michael	2018	\$ 1,384.89
Newark Valley	998	77.00-2-32.11	Walters Michael G	2018	\$ 5,922.38
Newark Valley	534	74.00-2-7	Whittemore Norman L III	2018	\$ 706.39
Newark Valley	2022	75.18-1-29.2	Williams Samuel	2018	\$ 927.17
Newark Valley	1601	53.00-1-59.20	Zimmer Brian	2018	\$ 2,500.68
Newark Valley	1090	64.00-2-7.11	Zimmer Brian E	2018	\$ 728.98
Newark Valley	624	53.00-1-59.10	Zimmer Brian E	2018	\$ 920.81
Nichols	692	168.00-3-16	Alderfer Nathaniel R	2018	\$ 1,739.35
Nichols	892	149.13-1-27	Amberge Norman C	2017	\$ 3,108.67
Nichols	892	149.13-1-27	Amberge Norman C	2018	\$ 3,358.33
Nichols	88	159.19-1-20	Arnold Ray J	2016	\$ 2,346.64
Nichols	88	159.19-1-20	Arnold Ray J	2017	\$ 2,216.44
Nichols	88	159.19-1-20	Arnold Ray J	2018	\$ 1,800.83
Nichols	1345	168.00-3-11.70	Auge Frank	2017	\$ 4,069.12
Nichols	1345	168.00-3-11.70	Auge Frank	2018	\$ 3,385.25
Nichols	1130	139.00-1-18.20	Bonsignore Jason M	2017	\$ 9,846.31
Nichols	1130	139.00-1-18.20	Bonsignore Jason M	2018	\$ 8,845.39
Nichols	1029	171.00-1-21	Bourton Dawn	2018	\$ 2,370.44
Nichols	1233	171.00-1-22.152	Davis Selma	2018	\$ 1,199.67
Nichols	1197	158.00-3-36.20	DeLill Scott M	2018	\$ 744.86
Nichols	1379	161.00-2-25.30	Floyd James	2018	\$ 290.08
Nichols	1009	159.18-2-1.20	Friedrichsen Paul	2018	\$ 773.71
Nichols	1047	170.00-1-24.40	Friedrichsen Paul	2018	\$ 226.91
Nichols	1401	159.00-1-6.20	Friedrichsen Paul	2018	\$ 69.01
Nichols	404	159.00-1-9.21	Friedrichsen Paul	2018	\$ 612.23
Nichols	417	159.00-1-5	Friedrichsen Paul	2018	\$ 5,191.81
Nichols	418	170.00-1-4	Friedrichsen Paul	2018	\$ 568.01
Nichols	419	159.00-1-4	Friedrichsen Paul	2018	\$ 7,680.57
Nichols	674	170.00-1-5	Friedrichsen Paul	2018	\$ 517.48
Nichols	1259	150.00-1-43.12	Gochenaur Hope Y	2018	\$ 1,526.25
Nichols	1042	160.00-1-23.20	Hiller Jeffrey S	2018	\$ 2,148.94
Nichols	1166	171.00-1-22.151	Hite Kelly	2018	\$ 1,578.67
Nichols	18	159.19-2-31	Houseknecht Earl B	2018	\$ 1,028.96
Nichols	593	170.00-2-35	Jacobson Travis D	2018	\$ 290.08
Nichols	720	158.00-3-34	Kellogg Randy	2017	\$ 2,667.34



TIOGA COUNTY UNPAID LIST

UPDATED: 4/1/2019

***AMOUNT DUE IS GOOD THROUGH 4/30/2019**

TOWN	ACCOUNT	TAX MAP #	ASSESSED NAME	YEAR	AMOUNT DUE
Nichols	197	159.19-3-17	Krapf Christopher H	2018	\$ 3,482.95
Nichols	1039	149.00-1-18.31	Larrabee Timothy S	2018	\$ 5,049.44
Nichols	1028	171.00-1-17.10	Losier Peter A	2017	\$ 1,466.30
Nichols	1028	171.00-1-17.10	Losier Peter A	2018	\$ 1,113.01
Nichols	559	172.00-1-9.10	Menendez Anthony	2017	\$ 5,137.66
Nichols	559	172.00-1-9.10	Menendez Anthony	2018	\$ 4,441.40
Nichols	142	159.19-1-11	Mushock John	2018	\$ 83.69
Nichols	473	170.00-2-2	Olmstead Richard W	2017	\$ 1,624.37
Nichols	473	170.00-2-2	Olmstead Richard W	2018	\$ 2,148.94
Nichols	231	159.19-2-4	Relyea LeRoy	2018	\$ 2,243.49
Nichols	873	150.00-1-45	Robinson Charmaine	2018	\$ 2,891.20
Nichols	1273	160.00-1-14.20	Rogers Roy D	2018	\$ 492.23
Nichols	1338	160.00-1-14.13	Rogers Roy D	2018	\$ 429.05
Nichols	1339	160.00-1-14.12	Rogers Roy D	2017	\$ 1,095.76
Nichols	1339	160.00-1-14.12	Rogers Roy D	2018	\$ 820.68
Nichols	672	170.00-2-14	Rogers Roy D	2017	\$ 1,681.67
Nichols	824	138.00-1-13	Smith George O	2017	\$ 2,897.00
Nichols	824	138.00-1-13	Smith George O	2018	\$ 2,407.04
Nichols	657	149.13-1-1	Steele William	2018	\$ 1,622.87
Nichols	655	170.00-2-10	Sullivan Neal	2018	\$ 290.08
Nichols	430	149.13-1-2.10	Tong Kenneth	2018	\$ 6,282.56
Nichols	193	159.19-2-8	Upstate Fire & Safety LLC	2018	\$ 1,279.47
Nichols	1183	172.00-1-52.30	Ward Karen	2018	\$ 4,206.41
Nichols	521	150.00-1-60	Welch Corrine	2018	\$ 713.27
Nichols	279	168.00-3-21	Whitman Harry D	2018	\$ 1,416.20
Nichols	369	168.00-3-20	Whitman Harry D	2018	\$ 416.41
Nichols	1179	150.00-1-21.11	Wright Hermon E Jr	2018	\$ 2,799.00
Owego	714	129.09-1-22	Abell Laurinda	2018	\$ 659.40
Owego	2104	153.18-1-18.11	Abell Robert D	2018	\$ 3,300.25
Owego	10744	142.16-1-45	Angeline Susan E	2018	\$ 13,130.97
Owego	10745	142.16-1-46.1	Angeline Susan E	2018	\$ 71.25
Owego	12309	143.10-1-38	Austin Peter D	2017	\$ 1,458.30
Owego	12309	143.10-1-38	Austin Peter D	2018	\$ 3,683.41
Owego	1292	129.05-1-18	Babcock Patricia	2018	\$ 573.72
Owego	1293	129.05-1-20	Babcock Patricia	2018	\$ 1,200.64
Owego	4785	142.09-2-8	Berg Robert	2017	\$ 9,069.68
Owego	4785	142.09-2-8	Berg Robert	2018	\$ 7,908.96
Owego	640	128.08-1-30	Berg Robert	2017	\$ 5,951.56
Owego	640	128.08-1-30	Berg Robert	2018	\$ 5,310.67
Owego	7518	142.09-2-6	Berg Robert	2017	\$ 2,299.75
Owego	7518	142.09-2-6	Berg Robert	2018	\$ 2,261.39
Owego	7934	152.08-1-19.2	Blazey Steven C	2018	\$ 2,978.37
Owego	196	118.17-1-36	Bloom Robert D	2018	\$ 2,209.56
Owego	10064	130.00-1-23	Bloom Robert D Jr	2018	\$ 3,968.16
Owego	197	128.08-3-47	Breitwieser Joseph	2018	\$ 2,276.17
Owego	5677	153.11-1-20	Broughton Marcus	2016	\$ 7,968.44
Owego	5677	153.11-1-20	Broughton Marcus	2017	\$ 8,185.96
Owego	5677	153.11-1-20	Broughton Marcus	2018	\$ 4,250.35
Owego	1317	128.08-3-71	Butler Robert E	2017	\$ 4,800.14



TIOGA COUNTY UNPAID LIST

UPDATED: 4/1/2019

***AMOUNT DUE IS GOOD THROUGH 4/30/2019**

TOWN	ACCOUNT	TAX MAP #	ASSESSED NAME	YEAR	AMOUNT DUE
Owego	1317	128.08-3-71	Butler Robert E	2018	\$ 4,262.58
Owego	556	128.08-7-81	Butler Robert E	2017	\$ 5,436.62
Owego	556	128.08-7-81	Butler Robert E	2018	\$ 5,280.08
Owego	1962	164.00-1-55.13	Card Timothy J	2018	\$ 601.74
Owego	4253	175.00-1-61.2	Card Timothy J	2018	\$ 1,076.69
Owego	12139	87.00-1-47.1	Carlsson Nolan	2017	\$ 1,567.60
Owego	1145	129.05-3-5	Caudullo Simon	2017	\$ 5,945.30
Owego	1145	129.05-3-5	Caudullo Simon	2018	\$ 10,801.78
Owego	12892	142.20-1-40	Clute Benjamin B	2018	\$ 2,261.92
Owego	12271	142.11-1-1	Coene Lucas H	2018	\$ 753.26
Owego	7265	152.08-1-19.1	Cokely Duane J	2018	\$ 89.61
Owego	1432	128.08-6-11	Coleman Terry	2017	\$ 6,285.23
Owego	1432	128.08-6-11	Coleman Terry	2018	\$ 5,625.79
Owego	605	128.08-6-12	Coleman Terry R	2018	\$ 3,374.52
Owego	10778	143.09-1-37	Crouthamel Jason M	2017	\$ 7,225.70
Owego	10778	143.09-1-37	Crouthamel Jason M	2018	\$ 6,495.29
Owego	1328	129.09-2-74	Cullen Thomas J	2018	\$ 3,473.67
Owego	1756	142.14-1-14.2	Darling Jane	2017	\$ 3,724.52
Owego	10491	143.09-2-58	Davis et al Arthur W	2018	\$ 2,909.67
Owego	1416	117.20-2-9	Dimock John A	2017	\$ 2,968.05
Owego	1416	117.20-2-9	Dimock John A	2018	\$ 2,560.09
Owego	180	129.09-1-21.1	Donahue Tacama L	2018	\$ 805.83
Owego	13044	129.00-3-4.6	Drihmi Khalid	2018	\$ 6,853.96
Owego	2057	153.07-1-56.2	Drihmi Realty Inc	2018	\$ 1,447.45
Owego	5005	153.05-1-20	Duffy Maurice J	2018	\$ 1,487.36
Owego	7271	153.09-2-4	Eldred Sheri	2017	\$ 4,734.43
Owego	7271	153.09-2-4	Eldred Sheri	2018	\$ 3,736.25
Owego	573	128.08-1-75	Elvira Garcia Lozada	2017	\$ 2,849.26
Owego	801	128.08-2-60	Equity First Realty	2018	\$ 4,070.09
Owego	5792	153.07-1-40.11	Everest Hotel Group LLC	2017	\$ 166,860.54
Owego	5792	153.07-1-40.11	Everest Hotel Group LLC	2018	\$ 161,447.14
Owego	1044	129.05-2-12	Fiacco Richard H	2018	\$ 10,623.34
Owego	12131	143.13-2-37	Flannigan Brian	2018	\$ 182.37
Owego	4369	173.00-1-22	Floyd Randy A	2018	\$ 880.62
Owego	1863	174.00-1-4.21	Floyd, Life Use Dora	2018	\$ 1,370.94
Owego	10725	143.17-1-10	Franzenburg Margaret	2018	\$ 984.15
Owego	10726	143.17-1-11	Franzenburg Margaret	2018	\$ 991.19
Owego	10727	143.17-1-12	Franzenburg Margaret	2018	\$ 977.14
Owego	12530	143.17-1-16.1	Franzenburg Margaret E	2018	\$ 558.25
Owego	13489	85.00-1-3.122	Fritsch Craig R	2018	\$ 4,444.23
Owego	512	128.08-1-21	Fuller Edward	2017	\$ 1,643.35
Owego	512	128.08-1-21	Fuller Edward	2018	\$ 3,390.09
Owego	1353	128.08-6-10	Godhm Inc	2017	\$ 11,207.32
Owego	1353	128.08-6-10	Godhm Inc	2018	\$ 10,143.90
Owego	11120	143.09-1-7	Guardian Preservation LLC	2018	\$ 6,319.75
Owego	10264	119.00-1-2.32	Hanzalik Shaun	2017	\$ 4,493.31
Owego	12166	132.10-1-13	Harris Scott C	2018	\$ 3,203.18
Owego	11443	118.00-1-25	Harvey Karen L	2018	\$ 949.74
Owego	733	128.08-1-8	Heath Alexis K	2018	\$ 379.48




TIOGA COUNTY UNPAID LIST

UPDATED: 4/1/2019

***AMOUNT DUE IS GOOD THROUGH 4/30/2019**

TOWN	ACCOUNT	TAX MAP #	ASSESSED NAME	YEAR	AMOUNT DUE
Owego	2771	129.05-2-39	Hepworth Clark W	2014	\$ 13,992.16
Owego	2771	129.05-2-39	Hepworth Clark W	2015	\$ 13,069.77
Owego	5194	153.07-1-30	Hill David F	2018	\$ 2,817.29
Owego	13628	85.00-1-63.122	Hopkins Richard H	2018	\$ 382.86
Owego	87	128.08-3-9	Horizon Transport, LLC	2018	\$ 4,905.61
Owego	7381	175.00-2-12.32	House Carol	2018	\$ 421.94
Owego	5876	142.18-1-24	Hulbert Brian	2018	\$ 4,693.63
Owego	719	117.20-1-7	Hulbert Edith E	2018	\$ 1,734.37
Owego	11079	142.12-2-10	Huttleston Richard L	2018	\$ 7,059.73
Owego	147	118.17-1-4	Ingalsbe Jana L	2018	\$ 5,462.90
Owego	759	128.12-2-18	Inglasbe Gregory A	2018	\$ 9,122.66
Owego	6245	164.00-2-4.11	Jackson Justin	2018	\$ 2,588.09
Owego	1478	128.08-7-13	Jacobson Kenneth J	2018	\$ 3,316.46
Owego	1628	128.08-7-77	Jacobson Kenneth J	2018	\$ 6,697.99
Owego	299	128.08-1-37	Jacobson Kenneth J	2018	\$ 2,315.11
Owego	5486	153.00-1-1	Jastremsky Curtis	2018	\$ 5,116.23
Owego	4975	141.00-1-23	Kahabka David E	2015	\$ 5,771.14
Owego	4975	141.00-1-23	Kahabka David E	2016	\$ 5,549.40
Owego	4975	141.00-1-23	Kahabka David E	2017	\$ 5,171.52
Owego	4975	141.00-1-23	Kahabka David E	2018	\$ 4,029.08
Owego	7173	175.00-2-19.2	Kelly Jacqueline	2017	\$ 1,421.19
Owego	7173	175.00-2-19.2	Kelly Jacqueline	2018	\$ 2,950.10
Owego	11863	120.00-1-6.11	Khan Khanzada	2018	\$ 24,940.32
Owego	8048	142.19-1-4	Khan Khanzada	2018	\$ 1,988.68
Owego	1067	142.18-3-14	Khan Khanzada A	2018	\$ 1,620.75
Owego	961	142.18-3-15	Khan Khanzada A	2018	\$ 1,602.92
Owego	13431	98.00-1-48.121	Klees Virginia	2017	\$ 1,250.92
Owego	11239	98.00-1-56	Knapp Eric C	2018	\$ 1,775.31
Owego	11240	98.00-1-54	Knapp Eric C	2018	\$ 6,662.47
Owego	12962	129.00-3-42.21	Kuhlman Christopher P	2016	\$ 8,168.44
Owego	12962	129.00-3-42.21	Kuhlman Christopher P	2018	\$ 5,946.28
Owego	4442	142.10-1-6.3	Lane Kevin E	2010	\$ 6,900.20
Owego	4442	142.10-1-6.3	Lane Kevin E	2011	\$ 6,626.31
Owego	4442	142.10-1-6.3	Lane Kevin E	2014	\$ 5,656.05
Owego	4442	142.10-1-6.3	Lane Kevin E	2015	\$ 5,251.53
Owego	4442	142.10-1-6.3	Lane Kevin E	2016	\$ 5,034.32
Owego	4442	142.10-1-6.3	Lane Kevin E	2017	\$ 4,681.28
Owego	4442	142.10-1-6.3	Lane Kevin E	2018	\$ 3,648.42
Owego	12319	98.00-1-28	Lane Mark P	2018	\$ 3,081.61
Owego	5638	164.00-2-8	Lindsey Todd	2018	\$ 1,015.42
Owego	10525	143.09-3-8	Little Ingrid S	2018	\$ 6,161.33
Owego	13816	153.18-1-18.12	Lloyd David W	2017	\$ 490.65
Owego	13816	153.18-1-18.12	Lloyd David W	2018	\$ 754.28
Owego	1984	153.18-1-2.2	Lloyd David W	2017	\$ 208.98
Owego	1984	153.18-1-2.2	Lloyd David W	2018	\$ 89.61
Owego	5679	153.18-1-11.1	Lloyd David W	2017	\$ 2,676.18
Owego	5679	153.18-1-11.1	Lloyd David W	2018	\$ 5,097.04
Owego	6400	142.13-1-8	Loup Antoinette	2018	\$ 3,654.92
Owego	5199	153.09-2-2.2	MacNorton Kevin O	2018	\$ 3,394.09



TIOGA COUNTY UNPAID LIST

UPDATED: 4/1/2019

***AMOUNT DUE IS GOOD THROUGH 4/30/2019**

TOWN	ACCOUNT	TAX MAP #	ASSESSED NAME	YEAR	AMOUNT DUE
Owego	4477	161.00-1-23	Mantei Derek K	2017	\$ 1,635.51
Owego	4477	161.00-1-23	Mantei Derek K	2018	\$ 3,545.01
Owego	11393	96.00-2-22	Manuel Gusta R	2017	\$ 4,499.56
Owego	1173	118.17-1-49	Manuel William Jr.	2018	\$ 7,156.13
Owego	11906	118.15-1-54	Marchel Alexander J	2018	\$ 6,007.62
Owego	11077	85.00-1-62	Marsh James E	2018	\$ 1,105.11
Owego	13028	121.00-1-32.2	Martin Katherine E	2018	\$ 864.50
Owego	5144	154.13-5-24	Matruski Douglas G	2018	\$ 8,229.05
Owego	13830	128.08-1-1.123	Matt Sarah	2017	\$ 190.60
Owego	13830	128.08-1-1.123	Matt Sarah	2018	\$ 40.11
Owego	277	128.08-5-30	Matthew Roma Properties LLC	2018	\$ 9,952.68
Owego	10193	87.00-1-34	McKinney Dennis	2018	\$ 2,113.48
Owego	386	117.19-1-66	Miller Maurice Daniel	2011	\$ 11,515.42
Owego	386	117.19-1-66	Miller Maurice Daniel	2014	\$ 7,574.34
Owego	386	117.19-1-66	Miller Maurice Daniel	2016	\$ 4,527.10
Owego	386	117.19-1-66	Miller Maurice Daniel	2018	\$ 4,289.44
Owego	4285	151.00-1-18.112	MKM Farms, LLC	2017	\$ 24,571.39
Owego	6019	142.14-2-49	Mosher James	2018	\$ 540.54
Owego	943	128.08-3-92	Mule Richard P	2017	\$ 3,771.95
Owego	943	128.08-3-92	Mule Richard P	2018	\$ 3,635.85
Owego	12063	142.15-1-31	Myers Donald F II	2017	\$ 572.68
Owego	12063	142.15-1-31	Myers Donald F II	2018	\$ 394.74
Owego	5801	154.14-1-2	Naylor Bradley Robert Sr	2018	\$ 162.20
Owego	5814	153.11-1-28	Newell David P	2017	\$ 2,978.44
Owego	5814	153.11-1-28	Newell David P	2018	\$ 2,816.53
Owego	7339	175.00-1-37.2	Nowark Michael G	2018	\$ 279.52
Owego	5832	175.00-1-37.1	Nowark Michael J & Roann J	2018	\$ 6,445.61
Owego	11656	131.19-1-32.2	Nunn Geoff	2017	\$ 7,199.90
Owego	11656	131.19-1-32.2	Nunn Geoff	2018	\$ 6,532.68
Owego	13402	110.00-1-24.121	Oliver Michael G	2016	\$ 3,609.31
Owego	13402	110.00-1-24.121	Oliver Michael G	2017	\$ 3,427.35
Owego	13402	110.00-1-24.121	Oliver Michael G	2018	\$ 2,994.36
Owego	12391	109.00-1-25	Parry Steven	2018	\$ 1,831.97
Owego	4752	152.00-1-12	Paugh Richard B Jr	2018	\$ 1,128.17
Owego	10361	129.00-2-5	Perestam Wendy A	2018	\$ 681.92
Owego	6090	130.00-2-65	Petrzala Kerri A	2018	\$ 4,131.09
Owego	1132	117.20-1-28	Pierson Evelyn	2018	\$ 3,904.26
Owego	4526	162.00-2-13	Racht Edward	2018	\$ 1,282.21
Owego	4527	162.00-2-20.1	Racht Edward	2018	\$ 9,645.71
Owego	912	129.05-1-42	Reed Jeremy	2018	\$ 3,681.85
Owego	13859	128.08-1-1.125	Relyea Corey W	2017	\$ 187.17
Owego	13859	128.08-1-1.125	Relyea Corey W	2018	\$ 36.98
Owego	7496	142.14-1-27.21	Relyea Corey W	2017	\$ 571.63
Owego	7496	142.14-1-27.21	Relyea Corey W	2018	\$ 392.27
Owego	12996	87.00-1-45.2	Reynolds Douglas S	2017	\$ 541.20
Owego	12996	87.00-1-45.2	Reynolds Douglas S	2018	\$ 358.67
Owego	13932	87.00-1-45.12	Reynolds Douglas S	2017	\$ 596.42
Owego	13932	87.00-1-45.12	Reynolds Douglas S	2018	\$ 408.83
Owego	777	128.08-2-46	Riegel Aaron	2017	\$ 2,339.12



TIOGA COUNTY UNPAID LIST

UPDATED: 4/1/2019

***AMOUNT DUE IS GOOD THROUGH 4/30/2019**

TOWN	ACCOUNT	TAX MAP #	ASSESSED NAME	YEAR	AMOUNT DUE
Owego	777	128.08-2-46	Riegel Aaron	2018	\$ 2,003.51
Owego	428	117.19-2-1.1	Riegel Aaron B	2017	\$ 2,998.35
Owego	428	117.19-2-1.1	Riegel Aaron B	2018	\$ 2,599.80
Owego	46	117.20-2-32.2	Riegel Aaron B	2017	\$ 9,193.34
Owego	4665	142.10-1-8	Rightmire Roy A	2011	\$ 6,384.10
Owego	4665	142.10-1-8	Rightmire Roy A	2016	\$ 5,076.10
Owego	4665	142.10-1-8	Rightmire Roy A	2018	\$ 4,135.26
Owego	997	117.19-2-58.1	Robinson Alfonso	2017	\$ 3,103.31
Owego	1780	150.00-2-4.2	Rogers Roy D	2018	\$ 955.43
Owego	1345	117.12-1-1	Root Enterprises Llc	2018	\$ 10,486.67
Owego	12369	143.09-4-47	Roschetzky Deborah	2018	\$ 5,227.63
Owego	10409	129.06-2-6	Rose Dennis A	2017	\$ 452.35
Owego	10409	129.06-2-6	Rose Dennis A	2018	\$ 283.04
Owego	1238	128.08-6-67	Sample Media-MSK Inc.	2017	\$ 14,774.25
Owego	11941	142.06-1-2	Sayles David A	2018	\$ 1,252.83
Owego	11942	142.06-1-1	Sayles David A	2018	\$ 318.31
Owego	11848	143.13-3-28	Schmohl Amy	2018	\$ 3,516.38
Owego	5879	142.13-1-12.1	Seeley Tammi	2017	\$ 3,861.12
Owego	7202	139.00-2-5.2	Seymour Richard	2017	\$ 4,100.63
Owego	6372	154.05-1-46	Shanks Mark S	2018	\$ 4,946.90
Owego	7181	164.00-1-34.1	Shear Anice J	2018	\$ 979.81
Owego	13930	117.20-3-42.2	Sherwood Pauline S	2014	\$ 472.08
Owego	13930	117.20-3-42.2	Sherwood Pauline S	2015	\$ 6,079.68
Owego	13930	117.20-3-42.2	Sherwood Pauline S	2017	\$ 417.05
Owego	13930	117.20-3-42.2	Sherwood Pauline S	2018	\$ 355.60
Owego	12095	107.00-2-14	Shumway Todd D	2017	\$ 1,538.49
Owego	1302	118.17-1-42	Signs Charles	2018	\$ 3,491.50
Owego	954	128.08-3-72	Skibicki Edward	2018	\$ 5,176.70
Owego	1822	96.00-2-16.13	Skibicki Edward J	2018	\$ 6,079.76
Owego	10138	143.10-1-12	Sloane Russell W III	2018	\$ 6,118.91
Owego	739	128.08-1-65	Snyder Tammy L	2018	\$ 2,552.34
Owego	5383	175.00-2-48	Space David	2017	\$ 2,577.30
Owego	5383	175.00-2-48	Space David	2018	\$ 1,223.12
Owego	10790	143.05-1-3.1	SPG Holdings, LLC	2018	\$ 1,566.11
Owego	5791	142.14-2-51	Steen Roger L	2018	\$ 2,273.54
Owego	725	129.05-1-1.1	Steigler Ronda K	2018	\$ 2,159.29
Owego	4990	153.06-1-29	Stepien Mary Lou	2017	\$ 2,652.14
Owego	4990	153.06-1-29	Stepien Mary Lou	2018	\$ 3,307.53
Owego	1517	128.08-3-45	Streck Jamie	2017	\$ 3,358.40
Owego	1517	128.08-3-45	Streck Jamie	2018	\$ 2,918.43
Owego	763	117.19-2-62	The Kurt J. Kemmerling Trust	2018	\$ 2,821.45
Owego	1471	128.12-2-51	Tucker Alan R	2018	\$ 4,624.40
Owego	5479	164.00-2-22.1	Tyler Christopher S	2018	\$ 2,777.99
Owego	7972	153.12-2-86	Valent Laina J	2018	\$ 6,491.25
Owego	12370	131.19-1-23	Van Patten Cecil J	2018	\$ 5,033.96
Owego	726	129.05-1-10	Wade Gerald D Jr	2018	\$ 597.06
Owego	604	117.19-2-37	Walley Associates, LLC Ian F.	2017	\$ 2,201.73
Owego	604	117.19-2-37	Walley Associates, LLC Ian F.	2018	\$ 2,899.35
Owego	1716	118.18-1-1.4	Walley James	2018	\$ 6,532.90




TIOGA COUNTY UNPAID LIST

UPDATED: 4/1/2019

***AMOUNT DUE IS GOOD THROUGH 4/30/2019**

TOWN	ACCOUNT	TAX MAP #	ASSESSED NAME	YEAR	AMOUNT DUE
Owego	241	128.08-4-32	Walley James	2018	\$ 3,226.51
Owego	75	129.05-2-49	Watkins Richard E	2018	\$ 4,250.47
Owego	6940	154.13-2-7	Watts Edgar H Jr	2017	\$ 8,120.15
Owego	11818	129.00-2-24	Wheeland Donald	2018	\$ 1,940.48
Owego	7362	141.00-1-8.2	Wheeland Donald R Jr	2018	\$ 3,864.02
Owego	1118	128.12-3-7	Whitmarsh Emerise	2018	\$ 3,483.55
Owego	4721	175.00-2-12.1	Williams Donald	2018	\$ 2,202.32
Owego	4365	161.00-1-20.1	Witherow Danielle S	2015	\$ 3,723.02
Owego	4365	161.00-1-20.1	Witherow Danielle S	2016	\$ 3,590.60
Owego	4365	161.00-1-20.1	Witherow Danielle S	2017	\$ 3,318.28
Owego	7746	164.05-1-3.14	Woloszyn Terry Ann	2018	\$ 938.27
Owego	5955	142.14-2-56	Woltman Patricia L	2018	\$ 4,839.22
Owego	11210	130.00-1-14	Wood Norvel	2018	\$ 59.70
Owego	11211	130.00-1-13	Wood Norvel	2018	\$ 206.65
Owego	867	118.18-1-12	Worzel Michael F	2018	\$ 6,392.68
Owego	1874	153.09-2-40.2	York Patricia S	2018	\$ 2,663.82
Owego	14044	141.00-1-68	Youells Hazel	2018	\$ 95.56
Owego	8067	152.12-1-5.12	Youells Hazel A	2018	\$ 1,127.28
Owego	5521	141.00-1-66	Youells Jeremy F	2018	\$ 1,442.72
Richford	2	6.00-1-8	Ackley Steven	2018	\$ 1,259.57
Richford	650	14.00-1-6.50	Andersen Eric G	2017	\$ 403.05
Richford	650	14.00-1-6.50	Andersen Eric G	2018	\$ 478.19
Richford	778	1.00-1-23.20	Armitage Beverly	2018	\$ 1,293.55
Richford	410	11.18-1-25	Austin Duane	2018	\$ 3,077.74
Richford	904	6.00-2-4	Barlow William F	2018	\$ 606.53
Richford	55	3.00-1-3	Canfield Claude	2017	\$ 2,693.64
Richford	55	3.00-1-3	Canfield Claude	2018	\$ 4,355.48
Richford	249	3.00-1-34	Canfield Glenn F	2018	\$ 1,221.16
Richford	911	6.00-2-11	Caracciola, Caracciola Frank C	2018	\$ 1,620.18
Richford	338	10.00-1-5	Ceurter Timothy J Sr	2018	\$ 4,276.72
Richford	38	11.18-1-1	Coish Joshua	2018	\$ 1,838.60
Richford	720	11.00-2-12.17	Crumb Victoria E	2018	\$ 7,570.59
Richford	816	3.00-1-33.212	Dayton Andrea	2018	\$ 2,350.97
Richford	639	3.00-1-33.211	DAYTON ARLAND N	2017	\$ 3,008.73
Richford	639	3.00-1-41	Dayton Arland N	2018	\$ 2,284.26
Richford	515	5.00-1-40.80	Donlin Kevin	2017	\$ 888.69
Richford	515	5.00-1-40.80	Donlin Kevin	2018	\$ 941.15
Richford	515	5.00-1-40.80	Donlin Kevin	2018	\$ 774.57
Richford	928	12.00-1-15.112	Eggleston Becky	2017	\$ 2,749.35
Richford	928	12.00-1-15.112	Eggleston Becky	2018	\$ 2,398.91
Richford	357	1.00-1-11	Enslow Rodney	2018	\$ 3,165.43
Richford	945	4.00-1-14.12	Everidge David E	2018	\$ 1,039.17
Richford	223	1.00-1-23.10	Farrell Kevin	2017	\$ 2,645.94
Richford	223	1.00-1-23.10	Farrell Kevin	2018	\$ 3,397.39
Richford	223	1.00-1-23.10	Farrell Kevin	2018	\$ 2,306.15
Richford	779	1.00-1-23.30	Farrell Kevin	2017	\$ 3,286.15
Richford	779	1.00-1-23.30	Farrell Kevin	2018	\$ 3,379.21
Richford	779	1.00-1-23.30	Farrell Kevin	2018	\$ 2,864.14
Richford	826	2.00-2-8	Fasehun Olufemi	2017	\$ 2,531.33




TIOGA COUNTY UNPAID LIST

UPDATED: 4/1/2019

***AMOUNT DUE IS GOOD THROUGH 4/30/2019**

TOWN	ACCOUNT	TAX MAP #	ASSESSED NAME	YEAR	AMOUNT DUE
Richford	826	2.00-2-8	Fasehun Olufemi	2018	\$ 2,226.23
Richford	980	4.00-1-8.211	Ferris William E	2018	\$ 2,581.87
Richford	149	16.00-1-7.11	Gehm James I	2018	\$ 2,531.47
Richford	347	11.18-1-14	Gordinier Merrill K	2017	\$ 3,344.91
Richford	438	8.00-1-29	Hoffmier Lillian A	2018	\$ 1,313.90
Richford	468	11.00-1-23	Holcomb Florence	2018	\$ 838.72
Richford	44	5.00-1-34	Howard Colin	2018	\$ 2,346.44
Richford	4	5.00-1-38	Huizinga Henry	2018	\$ 3,187.93
Richford	202	12.00-1-12.10	Hurd C Thomas	2012	\$ 10,609.24
Richford	202	12.00-1-12.10	Hurd C Thomas	2016	\$ 3,903.91
Richford	202	12.00-1-12.10	Hurd C Thomas	2017	\$ 7,972.27
Richford	202	12.00-1-12.10	Hurd C Thomas	2018	\$ 6,304.31
Richford	463	4.00-1-4.20	Ingrahm Neal S Jr	2017	\$ 3,994.39
Richford	463	4.00-1-4.20	Ingrahm Neal S Jr	2018	\$ 3,536.55
Richford	303	11.00-1-44	Jordan Robert	2018	\$ 4,820.78
Richford	212	5.00-1-41.212	Keith Brian	2018	\$ 743.36
Richford	959	5.00-1-41.211	Keith Brian J	2018	\$ 1,588.16
Richford	522	4.00-1-10.30	Leach Dan W	2017	\$ 1,548.15
Richford	522	4.00-1-10.30	Leach Dan W	2018	\$ 1,289.62
Richford	875	2.00-2-34	Marichal Albert	2017	\$ 2,050.53
Richford	436	11.00-1-15.10	Mathewson Bradley A	2018	\$ 1,880.65
Richford	982	2.00-1-6.2	McGuane Lynn	2018	\$ 3,122.81
Richford	619	4.00-1-10.40	Monachello Fred	2017	\$ 11,081.79
Richford	845	5.00-1-40.412	Rumsey Penny L	2017	\$ 367.12
Richford	115	11.18-1-37	Schoonover Howard	2017	\$ 3,317.67
Richford	115	11.18-1-37	Schoonover Howard	2018	\$ 2,917.45
Richford	810	16.00-1-5.20	Spicer Bradley	2018	\$ 2,185.33
Richford	990	16.00-1-17	Spicer Bradley	2018	\$ 204.34
Richford	827	2.00-2-9	Trussell P. Taylor	2018	\$ 3,117.81
Richford	691	11.18-1-9.13	Underwood Gerald	2018	\$ 2,084.04
Richford	798	5.00-1-40.42	Wells Bonnie J	2017	\$ 1,036.44
Richford	798	5.00-1-40.42	Wells Bonnie J	2018	\$ 1,091.40
Richford	798	5.00-1-40.42	Wells Bonnie J	2018	\$ 903.33
Richford	892	2.00-2-51	Wodash Louis M	2017	\$ 1,379.38
Richford	892	2.00-2-51	Wodash Louis M	2018	\$ 1,134.34
Spencer	2500	69.00-2-12.2	716 Fall Creek Road, Inc.	2017	\$ 1,170.71
Spencer	1418	47.00-1-26.41	Bailey Deborah G	2017	\$ 710.44
Spencer	1418	47.00-1-26.41	Bailey Deborah G	2018	\$ 532.21
Spencer	626	47.00-1-26.111	Bailey Deborah G	2018	\$ 2,029.70
Spencer	148	68.11-3-17	Baker Jason W	2018	\$ 3,579.30
Spencer	1563	46.00-1-64	Baker Stanley	2018	\$ 617.53
Spencer	1398	35.00-1-26.20	Berman Heidi	2018	\$ 643.33
Spencer	416	35.00-1-21	Berman Heidi A	2017	\$ 3,459.35
Spencer	416	35.00-1-21	Berman Heidi A	2018	\$ 3,049.10
Spencer	2546	35.00-1-27.2	Berman Heidi T	2018	\$ 1,585.69
Spencer	417	35.00-1-27.3	Berman Kathryn T	2017	\$ 1,859.77
Spencer	417	35.00-1-27.3	Berman Kathryn T	2018	\$ 1,576.66
Spencer	996	46.14-1-21	Boehme Zachariah E	2018	\$ 1,268.56
Spencer	5221	79.00-1-37.2	Burgess Stephanie A	2017	\$ 4,369.93




TIOGA COUNTY UNPAID LIST

UPDATED: 4/1/2019

***AMOUNT DUE IS GOOD THROUGH 4/30/2019**

TOWN	ACCOUNT	TAX MAP #	ASSESSED NAME	YEAR	AMOUNT DUE
Spencer	5221	79.00-1-37.2	Burgess Stephanie A	2018	\$ 3,887.29
Spencer	1572	57.00-1-60	Clark Robert	2018	\$ 860.78
Spencer	1619	58.00-1-51.12	Cundy Samuel T Jr	2018	\$ 1,164.33
Spencer	631	58.00-1-34	Cundy Samuel T Jr	2017	\$ 1,259.31
Spencer	631	58.00-1-34	Cundy Samuel T Jr	2018	\$ 1,023.90
Spencer	640	58.00-1-4.11	Donatelli Susan	2018	\$ 2,813.52
Spencer	69	68.07-1-30	Efthimiou Ralph & Paul	2018	\$ 293.67
Spencer	73	68.10-1-12	Efthimiou Ralph & Paul	2018	\$ 622.74
Spencer	1422	46.00-1-11.31	Ennis Richard	2018	\$ 2,975.45
Spencer	1855	46.00-1-10.212	Ennis Richard	2018	\$ 340.26
Spencer	1176	46.00-1-11.111	Ennis Richard P	2018	\$ 390.96
Spencer	1562	46.00-1-63	Federal National Mortgage Assc	2018	\$ 2,308.54
Spencer	1486	69.00-1-1.12	Fields Charles	2018	\$ 2,827.78
Spencer	765	69.00-2-11	FLT Holdings	2017	\$ 4,438.81
Spencer	765	69.00-2-11	FLT Holdings	2018	\$ 3,950.70
Spencer	1144	70.00-2-12	Fratello Michael	2017	\$ 1,900.12
Spencer	421	91.00-1-31	Gardner Shyrlee A	2017	\$ 2,345.44
Spencer	421	91.00-1-31	Gardner Shyrlee A	2018	\$ 2,020.99
Spencer	5251	57.00-1-16.30	Gorney Steven	2017	\$ 235.57
Spencer	605	57.10-1-9	Greeson Leslie J	2018	\$ 2,049.09
Spencer	672	80.00-1-28	GS Irrev. Income Only Trust	2018	\$ 443.96
Spencer	563	92.00-1-5	GS Irrevocable Income Only Tru	2018	\$ 3,293.77
Spencer	302	68.11-1-3.10	Hatch Melissa	2018	\$ 1,106.09
Spencer	336	68.11-1-4	Hatch Melissa	2018	\$ 3,712.00
Spencer	664	79.00-1-31	Johnston John D	2018	\$ 6,392.76
Spencer	1762	59.00-1-56.22	Kellogg David	2018	\$ 1,227.75
Spencer	1594	59.00-1-55	Kellogg David J	2018	\$ 3,253.33
Spencer	1674	59.00-1-56.10	Kellogg David J	2018	\$ 1,481.15
Spencer	1698	59.00-1-56.21	Kellogg David J	2018	\$ 2,083.47
Spencer	665	70.00-2-16	Knickerbocker Lyn	2018	\$ 1,027.66
Spencer	2011	58.00-1-4.2	Lavore Frank P	2018	\$ 874.36
Spencer	837	35.00-2-46	Lawrence Richard	2017	\$ 6,161.47
Spencer	837	35.00-2-46	Lawrence Richard	2018	\$ 5,536.45
Spencer	14059	69.00-1-2.22	Ledger Christine	2018	\$ 871.36
Spencer	325	68.07-1-43	Letourneau Elizabeth A	2018	\$ 1,222.03
Spencer	1018	57.00-1-51	Lindblad Francis Micheal	2018	\$ 851.74
Spencer	1553	46.00-1-54	Merrick Edward L	2018	\$ 2,057.24
Spencer	1386	47.00-1-18.10	Miller James	2018	\$ 942.35
Spencer	296	81.00-2-17.30	Monroe Charles A	2018	\$ 2,677.60
Spencer	863	46.00-1-38	Mott Frank L	2018	\$ 608.55
Spencer	1289	35.00-1-33	Nathaniel Hendricks Rev, Tst	2018	\$ 412.23
Spencer	780	35.00-1-32	Nathaniel Hendricks Rev, Tst	2018	\$ 3,461.41
Spencer	49	48.00-1-12	Nathaniel Hendricks Rev. Tst	2018	\$ 4,230.20
Spencer	830	47.00-1-32.10	Nathaniel Hendricks Rev. Tst	2018	\$ 4,077.57
Spencer	1476	69.00-2-5.12	Nickerson Marlene J	2018	\$ 3,085.67
Spencer	1804	57.19-1-3.2	Pelto Theodore W	2018	\$ 1,922.94
Spencer	396	80.00-1-9.10	Perry Dale	2018	\$ 5,921.55
Spencer	5236	70.00-2-26.12	Rider-Breese Darlene Ann	2018	\$ 805.86
Spencer	1865	46.14-1-28	Smith Carl	2018	\$ 5,142.30



TIOGA COUNTY UNPAID LIST

UPDATED: 4/1/2019

***AMOUNT DUE IS GOOD THROUGH 4/30/2019**

TOWN	ACCOUNT	TAX MAP #	ASSESSED NAME	YEAR	AMOUNT DUE
Spencer	1042	46.00-1-14	Smith Carl R	2018	\$ 4,240.70
Spencer	32	68.12-1-9	Smith Kenneth Van	2018	\$ 702.60
Spencer	250	68.08-1-14	Stiles Allison	2018	\$ 2,477.84
Spencer	2013	91.00-1-43.-1	Talisman Energy USA Inc.	2018	\$ 489.27
Spencer	1573	57.00-1-61	Traiano Robert	2018	\$ 883.46
Spencer	5266	47.00-1-61	unknown	2018	\$ 58.85
Spencer	1140	91.00-1-36	Wanzer Gustav W	2017	\$ 4,035.23
Spencer	1140	91.00-1-36	Wanzer Gustav W	2018	\$ 3,579.22
Spencer	1354	80.00-1-13.10	Wemmer David	2018	\$ 856.27
Spencer	968	80.00-1-11	Wemmer David	2018	\$ 856.59
Spencer	1122	46.00-1-16	West William C	2017	\$ 220.79
Spencer	1122	46.00-1-16	West William C	2018	\$ 67.92
Spencer	245	68.06-1-13.20	Wilbur Michael J	2018	\$ 3,765.26
Spencer	284	35.00-1-30.20	Worden Earl L	2018	\$ 471.15
Spencer	443	35.00-1-29	Worden Earl L	2018	\$ 5,315.13
Tioga	30	148.00-1-11.11	Agnellino Cindy L	2012	\$ 16,425.74
Tioga	30	148.00-1-11.11	Agnellino Cindy L	2013	\$ 15,169.66
Tioga	30	148.00-1-11.11	Agnellino Cindy L	2014	\$ 9,926.19
Tioga	30	148.00-1-11.11	Agnellino Cindy L	2015	\$ 9,235.97
Tioga	30	148.00-1-11.11	Agnellino Cindy L	2017	\$ 8,261.74
Tioga	30	148.00-1-11.11	Agnellino Cindy L	2018	\$ 6,744.88
Tioga	1967	147.00-2-3.25	Beebe Henry C	2014	\$ 1,788.87
Tioga	1967	147.00-2-3.25	Beebe Henry C	2015	\$ 2,147.06
Tioga	1967	147.00-2-3.25	Beebe Henry C	2016	\$ 2,148.47
Tioga	1967	147.00-2-3.25	Beebe Henry C	2017	\$ 2,020.24
Tioga	1967	147.00-2-3.25	Beebe Henry C	2018	\$ 1,782.94
Tioga	2221	137.00-3-13.22	Beebe Henry C	2018	\$ 327.82
Tioga	679	126.00-1-27	Bellis Janine	2015	\$ 11,685.55
Tioga	679	126.00-1-27	Bellis Janine	2016	\$ 11,723.54
Tioga	679	126.00-1-27	Bellis Janine	2017	\$ 10,970.98
Tioga	679	126.00-1-27	Bellis Janine	2018	\$ 8,978.62
Tioga	926	127.00-1-40	Bishop Kenneth	2018	\$ 4,741.65
Tioga	2166	126.00-1-14.40	Bogart Deborah	2018	\$ 1,106.36
Tioga	662	127.00-1-26	Boll Mindy L	2018	\$ 260.93
Tioga	975	106.05-1-4	Borough Furnace INC	2017	\$ 9,838.78
Tioga	975	106.05-1-4	Borough Furnace INC	2018	\$ 8,762.13
Tioga	313	106.19-1-7	Breitwieser Joseph A	2018	\$ 1,635.65
Tioga	1892	102.16-1-5.20	Brenza Brandon R	2018	\$ 521.51
Tioga	366	102.16-1-3	Bump David M	2018	\$ 1,936.77
Tioga	197	137.00-3-17	Cassidy Ricahrd J Inc	2018	\$ 14,199.87
Tioga	198	137.00-3-18	Cassidy Ricahrd J Inc	2018	\$ 3,286.57
Tioga	110	148.00-1-4	Chrispell Marianne	2018	\$ 1,006.88
Tioga	2097	147.00-2-3.24	Christiansen Connie H	2014	\$ 2,295.07
Tioga	2097	147.00-2-3.24	Christiansen Connie H	2015	\$ 2,147.06
Tioga	2097	147.00-2-3.24	Christiansen Connie H	2016	\$ 2,148.47
Tioga	2097	147.00-2-3.24	Christiansen Connie H	2017	\$ 2,020.24
Tioga	2097	147.00-2-3.24	Christiansen Connie H	2018	\$ 1,782.94
Tioga	377	148.08-1-2	Collins Sean P	2017	\$ 696.24
Tioga	204	148.00-1-1.11	Cordi Anthony	2018	\$ 2,559.58




TIOGA COUNTY UNPAID LIST

UPDATED: 4/1/2019

***AMOUNT DUE IS GOOD THROUGH 4/30/2019**

TOWN	ACCOUNT	TAX MAP #	ASSESSED NAME	YEAR	AMOUNT DUE
Tioga	2306	138.00-2-1.12	Culver Anthony L	2018	\$ 6,196.77
Tioga	306	138.00-2-3	Davies Albert	2018	\$ 4,664.46
Tioga	1771	114.00-1-20.80	DeRitis Bruce	2017	\$ 3,140.56
Tioga	1771	114.00-1-20.80	DeRitis Bruce	2018	\$ 2,849.99
Tioga	1920	102.16-1-4.20	Duffy Daniel	2018	\$ 1,133.71
Tioga	1589	117.07-1-14.30	EE Root & Son Inc	2018	\$ 11,028.79
Tioga	744	136.00-1-12.11	Feeke Robert M Sr	2018	\$ 2,074.54
Tioga	2161	116.00-1-10.20	Feltey John J	2017	\$ 1,040.93
Tioga	713	106.19-1-24	Fiacco Richard H	2018	\$ 6,165.67
Tioga	1336	136.00-1-21.111	Fox Mary E	2018	\$ 1,477.80
Tioga	984	136.00-1-10	Frederick Susan M	2018	\$ 4,014.68
Tioga	450	115.00-2-14.10	Grantham Seth	2018	\$ 2,996.11
Tioga	1687	104.00-1-18.41	Gross Robert	2017	\$ 849.01
Tioga	1687	104.00-1-18.41	Gross Robert	2018	\$ 667.34
Tioga	323	104.00-1-19	Gross Robert C	2017	\$ 4,006.25
Tioga	323	104.00-1-19	Gross Robert C	2018	\$ 3,674.57
Tioga	488	114.00-1-31	Hamley L David	2018	\$ 10,065.50
Tioga	1089	106.19-1-29	Harding Timothy	2017	\$ 869.31
Tioga	1089	106.19-1-29	Harding Timothy	2018	\$ 702.98
Tioga	500	106.19-1-30	Harding Timothy L	2018	\$ 2,168.58
Tioga	527	116.00-1-16.10	Henson Francis	2018	\$ 1,433.12
Tioga	1584	147.00-2-2.12	Heyman Earle	2018	\$ 133.82
Tioga	1105	127.00-1-29.10	Hoffman Raymond H	2018	\$ 5,880.80
Tioga	1308	159.00-3-25	Holt Penny	2018	\$ 1,588.91
Tioga	958	117.11-2-11	Horizon Transport LLC	2018	\$ 3,367.70
Tioga	1312	105.00-2-7	Jacobson Kenneth J	2018	\$ 1,102.68
Tioga	426	136.00-1-5	Kinney Cecille Searles	2017	\$ 339.76
Tioga	426	136.00-1-5	Kinney Cecille Searles	2018	\$ 182.33
Tioga	97	117.11-2-7	Lynn Brandy	2017	\$ 2,916.26
Tioga	589	148.08-1-23	Major Lynn W	2017	\$ 3,242.41
Tioga	589	148.08-1-23	Major Lynn W	2018	\$ 2,947.03
Tioga	1903	116.00-1-14.15	Martin Donald A	2018	\$ 5,324.28
Tioga	146	148.00-1-9.20	Martin Michael D	2017	\$ 3,892.64
Tioga	146	148.00-1-9.20	Martin Michael D	2018	\$ 3,578.14
Tioga	873	104.00-2-19.10	Middendorf Nicole	2018	\$ 473.33
Tioga	335	104.00-2-32.10	Miller Alton	2018	\$ 133.82
Tioga	455	148.08-1-1	Muller Dawn M	2018	\$ 3,531.54
Tioga	19	158.00-1-23.10	Peppard James R Jr	2017	\$ 2,360.57
Tioga	19	158.00-1-23.10	Peppard James R Jr	2018	\$ 4,111.11
Tioga	1158	102.16-1-11	Perry Dwight	2018	\$ 2,961.90
Tioga	1344	102.16-1-12	Perry Dwight N	2018	\$ 463.39
Tioga	936	102.16-1-24.10	Pierce Carl F Sr	2018	\$ 933.31
Tioga	1295	102.16-1-15	Pierce Curt	2017	\$ 250.42
Tioga	95	102.16-1-16	Pierce Curt	2017	\$ 873.37
Tioga	1728	104.00-1-16.20	Predmore Richard	2017	\$ 645.31
Tioga	1728	104.00-1-16.20	Predmore Richard	2018	\$ 473.33
Tioga	537	148.00-1-5	Quinn Robert J	2018	\$ 716.46
Tioga	1242	104.00-1-6.30	Reak Edward C	2018	\$ 327.82
Tioga	832	104.00-1-6.20	Reak Edward C	2018	\$ 2,705.09



TIOGA COUNTY UNPAID LIST

UPDATED: 4/1/2019

***AMOUNT DUE IS GOOD THROUGH 4/30/2019**

TOWN	ACCOUNT	TAX MAP #	ASSESSED NAME	YEAR	AMOUNT DUE
Tioga	1114	158.12-2-3.10	Rogers Kenneth	2018	\$ 2,226.22
Tioga	1885	158.12-2-43.30	Rogers Kenneth L	2018	\$ 61.07
Tioga	1018	105.00-2-4	Rummel Dennis	2017	\$ 3,042.84
Tioga	2084	127.00-2-6.20	Rummel Dennis A	2017	\$ 323.47
Tioga	471	127.00-2-6.11	Rummel Dennis A	2017	\$ 1,278.70
Tioga	642	117.00-1-62	Ryan Brenda Kim	2018	\$ 327.82
Tioga	1024	102.16-1-8	Sackett David D	2018	\$ 1,875.81
Tioga	1259	147.00-1-6	Scott Brian	2018	\$ 1,976.96
Tioga	113	158.12-1-8	Shipman Mark A	2017	\$ 1,765.63
Tioga	809	136.00-2-17.12	Short Phillip	2017	\$ 2,071.17
Tioga	809	136.00-2-17.12	Short Phillip	2018	\$ 1,831.44
Tioga	1468	104.00-2-43.30	Shumway Linda	2018	\$ 1,589.51
Tioga	1517	158.00-2-2	Sloat Emmanuel	2018	\$ 22,445.48
Tioga	1115	138.00-2-1.11	Swansbrough George	2017	\$ 42,249.71
Tioga	1115	138.00-2-1.11	Swansbrough George	2018	\$ 39,373.20
Tioga	1309	137.00-3-4	Swansbrough George	2018	\$ 4,887.17
Tioga	1311	137.00-3-5	Swansbrough George	2018	\$ 715.85
Tioga	1579	138.00-2-1.20	Swansbrough George	2018	\$ 5,857.25
Tioga	1664	137.00-2-16.21	Swansbrough George	2018	\$ 2,607.50
Tioga	1850	137.00-2-16.22	Swansbrough George	2018	\$ 230.82
Tioga	1731	138.00-2-1.30	Swansbrough George E	2018	\$ 5,178.20
Tioga	890	94.20-1-12	Thomas Raymond W	2018	\$ 4,211.60
Tioga	1646	106.19-1-18	Tinnel Bryan	2018	\$ 1,284.14
Tioga	1492	116.00-1-12.10	Truesdail William	2018	\$ 1,394.91
Tioga	1255	158.12-1-27	Vought Vivian Mae	2018	\$ 2,900.97
Tioga	1954	158.00-2-12.20	Wade Beverly	2018	\$ 667.94
Tioga	2050	106.00-1-2.20	Wiggins Ray L	2018	\$ 3,815.65
Tioga	1233	148.08-1-20	Wood Ervin	2017	\$ 390.70
Tioga	1233	148.08-1-20	Wood Ervin	2018	\$ 230.82
Tioga	664	114.00-1-26	Worthington Richard C	2018	\$ 4,402.70